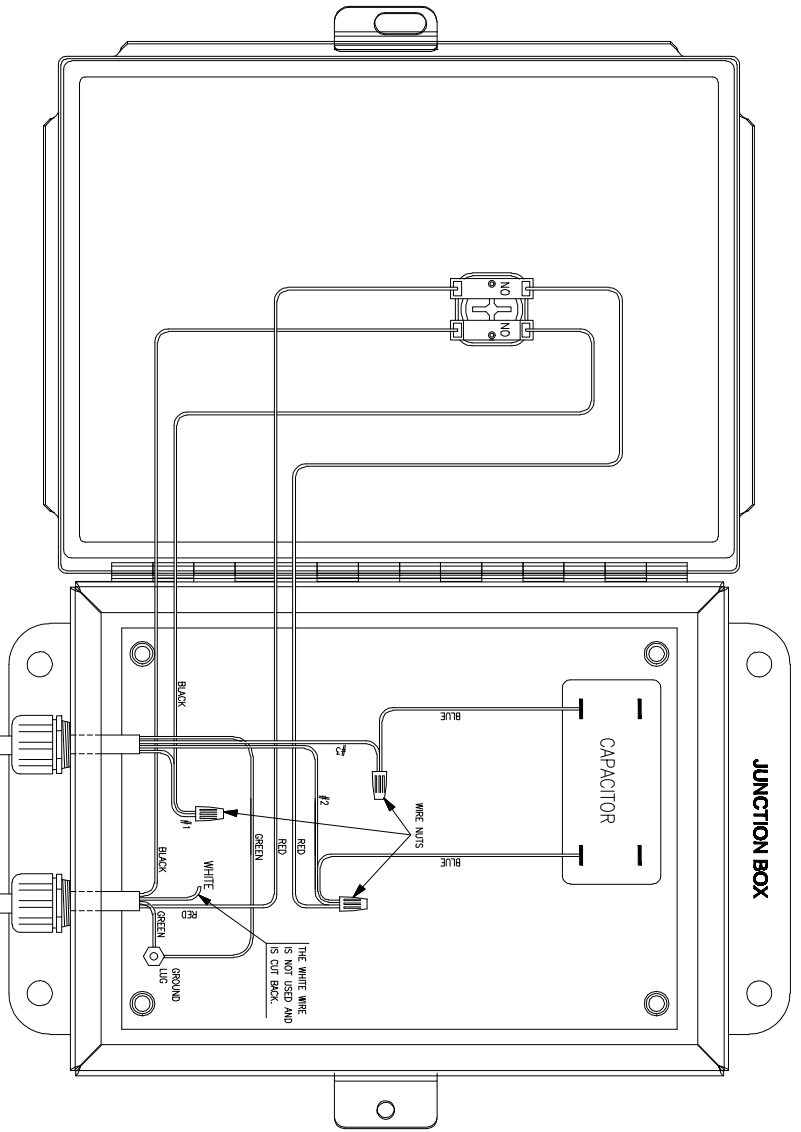
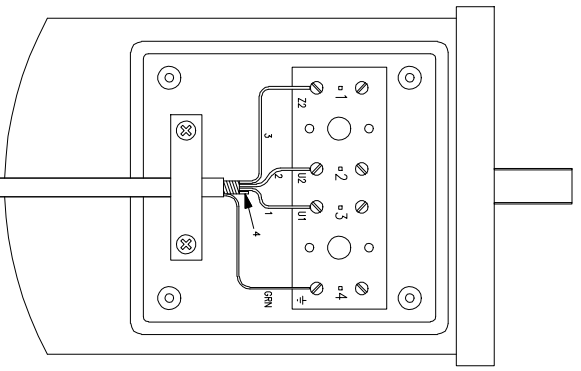


6 5 4 3 2 1

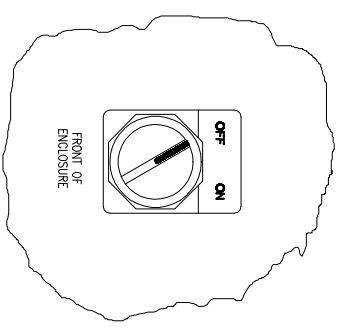
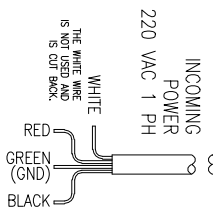


NOTE:
 TO REVERSE ROTATION, MOVE
 RED WIRE FROM #2 TO #3 (OR
 VICE VERSA) IN THE MAIN
 JUNCTION BOX.

MOTORS: 425
 540
 590



MOTOR CABLE
 - #1
 - #2
 - #3
 - #4 (CUT OFF)
 GROUND - GREEN



Confidentiality: This drawing is the sole property of Direct Conveyors, LLC and furnished for quoting or manufacturing process only, exclusively for Direct Conveyors, LLC. It is understood that no reproductions or distribution of this drawing or information contained within to any other party is permitted without expressed written consent of Direct Conveyors, LLC

Designed by PW	Checked by PW	Approved by PW	Date 08/25/2011
-------------------	------------------	-------------------	--------------------

Direct Conveyors LLC

220 VAC 1PH CONSTANT SPEED WIRING DIAGRAM

WITH ON/OFF SELECTOR SWITCH

Edison Sheet 1 / 1

6 5 4 3 2 1