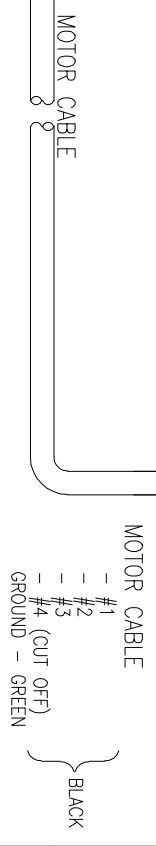
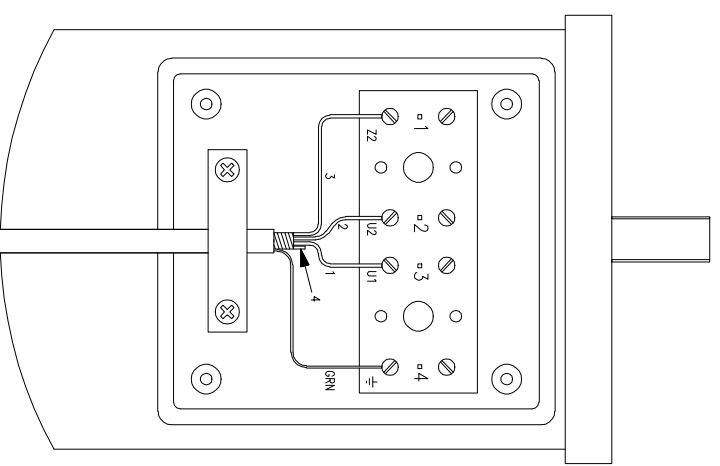
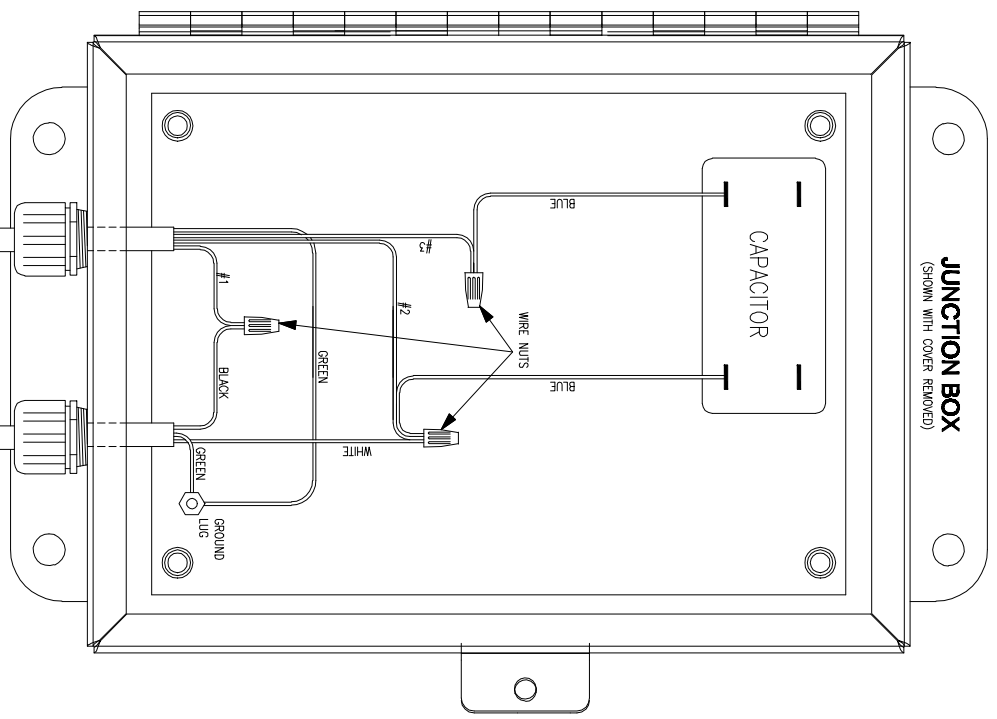


6 5 4 3 2 1

JUNCTION BOX
(SHOWN WITH COVER REMOVED)

NOTE:
TO REVERSE ROTATION, MOVE
WHITE WIRE FROM #2 TO #3
(OR VICE VERSA) IN THE MAIN
JUNCTION BOX.

MOTORS:
425
540
590



Confidentiality: This drawing is the sole property of Direct Conveyors, LLC and furnished for quoting or manufacturing process only, exclusively for Direct Conveyors, LLC. It is understood that no replications or distribution of this drawing or information contained within to any other party is permitted without expressed written consent of Direct Conveyors, LLC

Designed by PW	Checked by PW	Approved by PW	Date 08/25/2011
-------------------	------------------	-------------------	--------------------

Direct Conveyors LLC

115 VAC CONSTANT SPEED WIRING DIAGRAM

Edison Sheet 1 / 1

6 5 4 3 2 1

A B C D A B C D